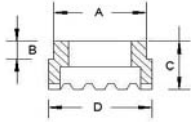
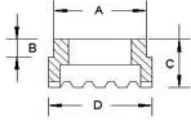
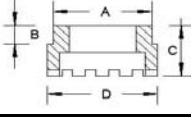
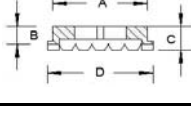
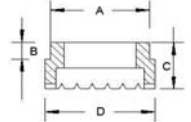
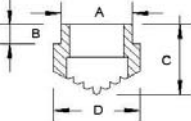


# COX STUD WELDING

## Standard Ferrule Specifications

Type	Diameter	Part #	D	C	A	B	
Flat Standard Duty	3/16	31FER	.390	.390 OR .250	.281	.156	
	1/4	14FER	.455	.390 OR .250	.380	.156	
	5/16	51FER	.578	.390	.455	.156	
	3/8	38FER	.640	.390	.505	.156	
	7/16	71FER	.703	.422	.585	.188	
	1/2	12FER	.795	.438	.650	.188	
	5/8	58FER	1.030	.516	.785	.188	
	3/4	34FER	1.218	.656	1.030	.188	
	7/8	78FER	1.406	.732	1.21	.188	
1	01FER	1.610	.820	1.406	.188		
HD Heavy Duty	1/4	14HFER	.645	.390	.515	.150	
	3/8	38HFER	.800	.400	.645	.150	
	1/2	12HFER	.875	.455	.785	.185	
	5/8	58HFER	1.230	.520	1.035	.185	
Thru Deck	1/2	12TFER	.800	.450	.645	.185	
	5/8	58TFER	1.015	.525	.775	.185	
	3/4	34TFER	1.335	.600	1.210	.185	
	7/8	78TFER	1.528	.666	1.406	.200	
C Collar	1/4	14CFER	.875	.250	.785	.125	
	5/16	51CFER	.875	.250	.785	.125	
	3/8	38CFER	.875	.250	.785	.125	
	1/2	12CFER	1.203	.281	1.045	.156	
P Pitch Diameter	1/4	14PFER	.455	.250	.380	.125	
	5/16	51PFER	.535	.250	.445	.125	
	3/8	38PFER	.595	.265	.505	.125	
	7/16	71PFER	.675	.329	.585	.156	
	1/2	12PFER	.740	.362	.650	.156	
	5/8	58PFER	.905	.433	.785	.156	
	3/4	34PFER	1.150	.526	1.030	.187	
	7/8	78PFER	1.330	.593	1.203	.187	
1	01PFER	1.526	.661	1.406	.187		
Angle Combo	1/4	14AFER	.455	.500	.380	.156	
	3/8	38AFER	.640	.480	.505	.156	
	1/2	12AFER	.795	.688	.650	.188	
	5/8	58AFER	1.030	.875	.785	.188	
	3/4	34AFER	1.218	.875	1.030	.188	